



Dear Parents,

Summer vacations are meant for fun and full of enjoyment with family and friends. So, we planned some activities for overall development of child. Here are few guidelines regarding the same.

Being Independent:-

- Make your child more independent by teaching them to do following activities on their own.
 1. Learning to zip and unzip their school bag and shorts.
 2. Arranging their books and toys.
 3. Eating meals themselves.
 4. Learning to wear shoes & socks themselves.
- Explain your child about good touch and bad touch.

Language Skills

- Read bed time stories to your child. This will help in improving vocabulary and imagination. Also ask your child to narrate the story in his / her own words. Learn any one story.
- Give some colourful picture books to your child and help him/ her to do picture reading .
- Learn the following rhymes from Rhythmic rhyme book: Chubby Cheeks, Chotte Bachhe, My family, Good Night, My dear ones.
- Help your child to teach simple sentences like :This is my bag, This is my bottle, I have finished my lunch, May I drink water , May I go to washroom, Please open my lunch box, etc.

Fine motor Skills

- Help your child to do the following activities once daily to strengthen the hand muscles and enhancing the eye hand co-ordination.

- Lacing and Beading , Water pouring , colouring, play with clay, tearing and pasting, etc.

Social and Emotional skills

- Use 4 magical words in your daily life (Please, Sorry, Thank You, Excuse me).
- Give respect to your elders and love to your younger ones.
- Keep your child engaged with you in managing the small household work.

Play Time (Indoor/Outdoor) Game

- Play with your child with a big ball. (catch, kick, and throw the ball).
- Walk on a zig-zag line and straight line.
- Play Ludo, Carrom with your parents.
- Let them play in mud and get dirty.


Work to be done

- Do one page colouring daily in Fun with colour book.
- Do practice of tracing letters Aa to Ff in given worksheets.
- Help your child to do some creative work in Integrated Activity Book Page No. 20, 26, 29 and 40.
- Help your child to do creative work Page No. 71, 73, 75, 77, 81, 83 & 87 in Fun with maths book.

Make your own 4 piece puzzle


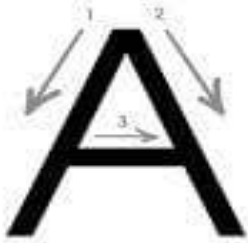
Things required for making puzzle : One A-4 sheet, crayon, Pencil, sketch Pen, cardboard from old box, gum and scissor.

Method - Draw any one animal like camel, elephant or Lion etc. on an A-4 sheet by making its outline. Now give it to your child for colouring. When the colouring is done, paste it on the cardboard with the help of fevicol. Make sure the cardboard is undamaged and flat. When it is dry, divide it into 4 equal parts with the help of scale and pencil. Now cut it with the paper cutter over the marked line. Now your puzzle is ready. Rearrange it and give it to your child to arrange the same.

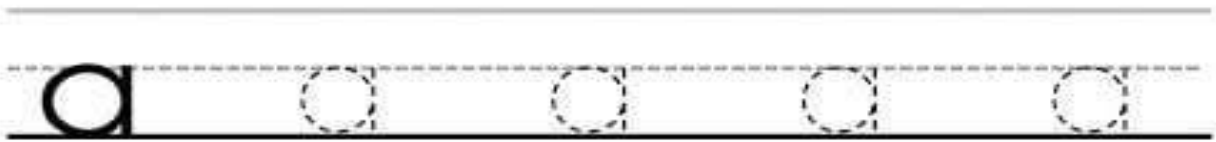
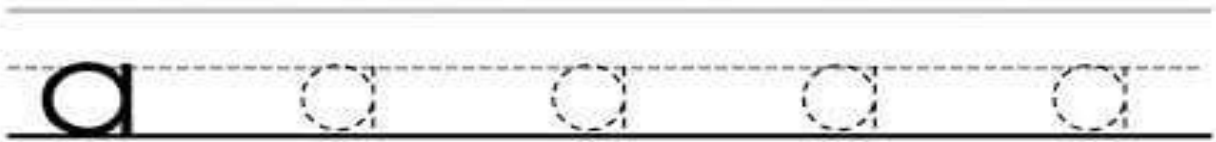
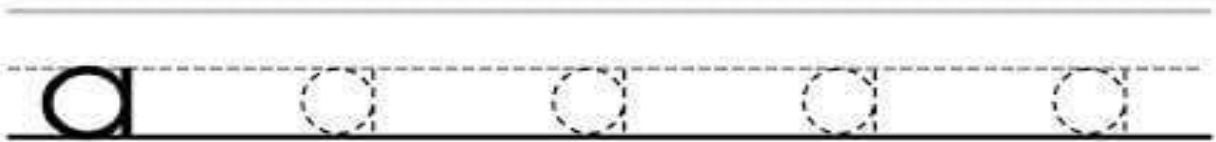
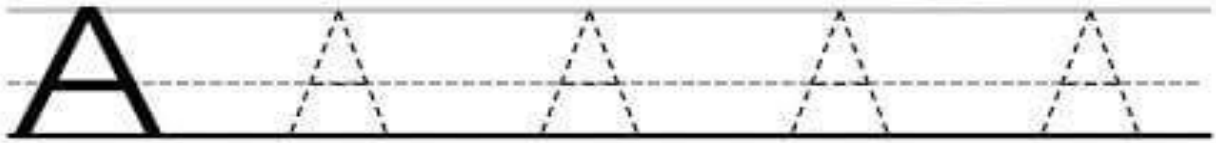


-----X-----X-----

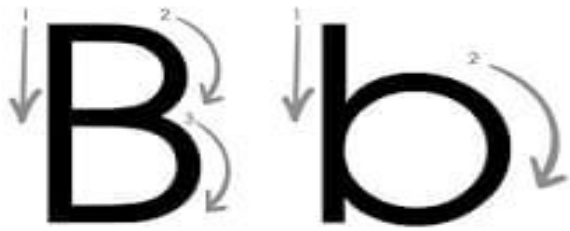
D.A.V. PUBLIC SCHOOL, PRATAP VIHAR, GHAZIABAD
CLASS: - NURSERY



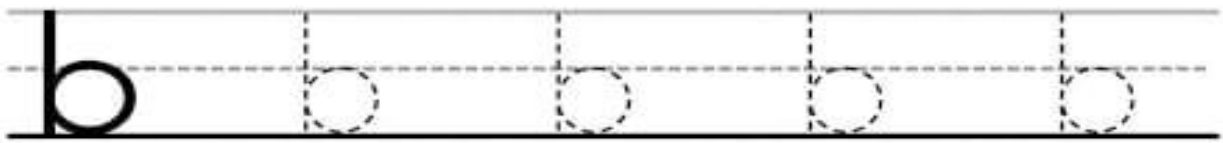
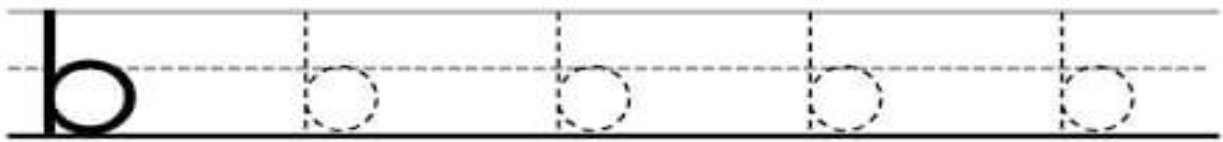
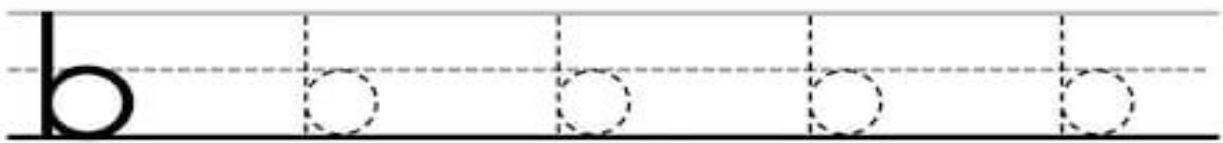
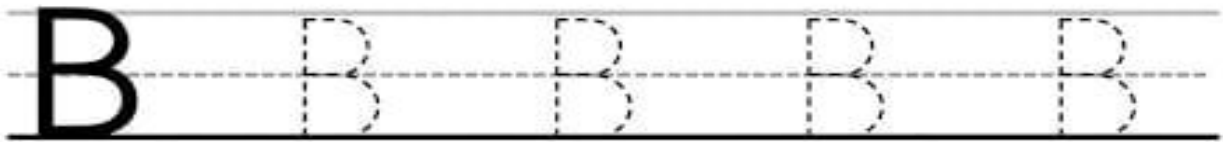
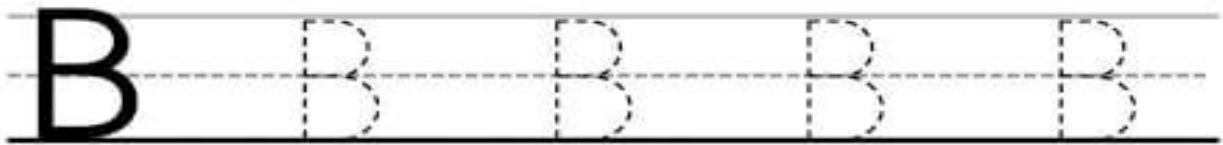
Apple



D.A.V. PUBLIC SCHOOL, PRATAP VIHAR, GHAZIABAD
CLASS: – NURSERY

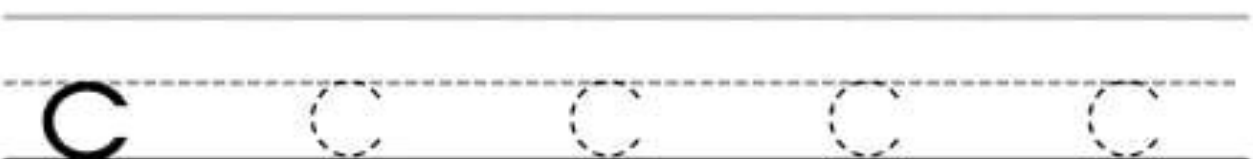
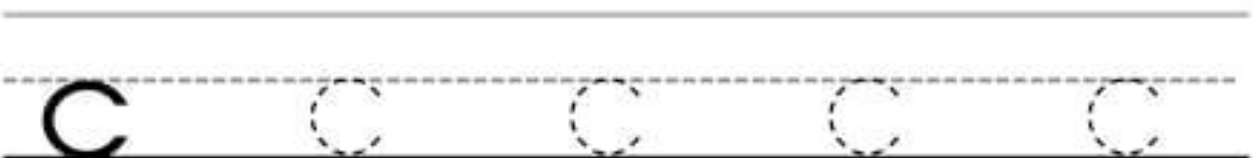
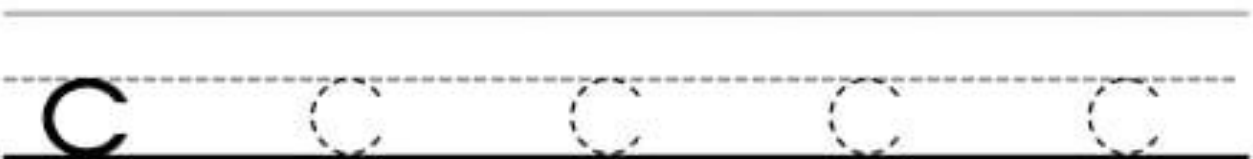
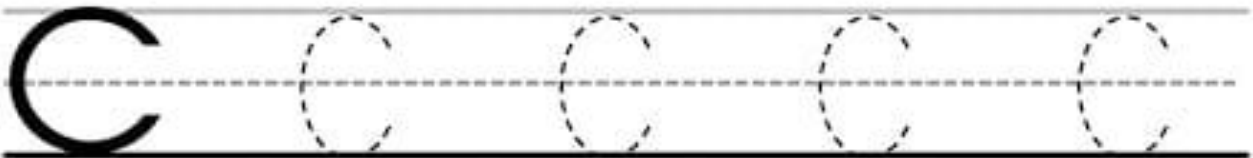
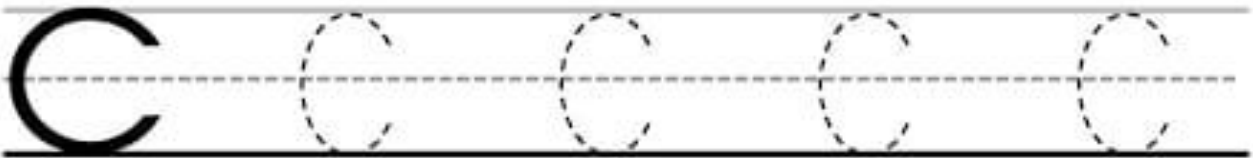
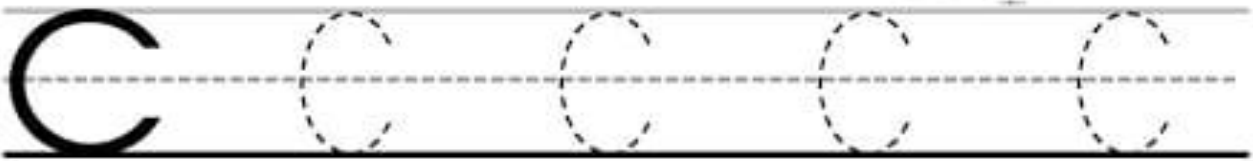



Bear

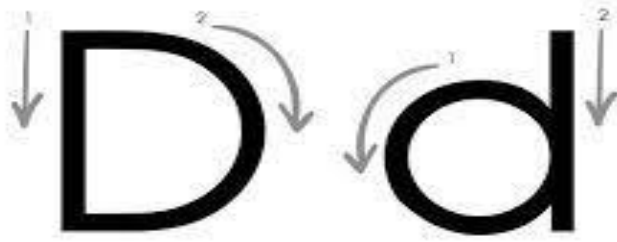


D.A.V. PUBLIC SCHOOL, PRATAP VIHAR, GHAZIABAD

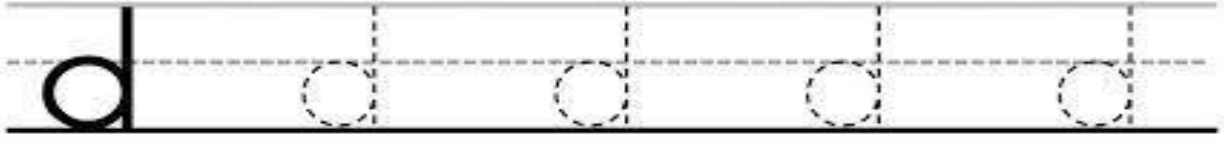
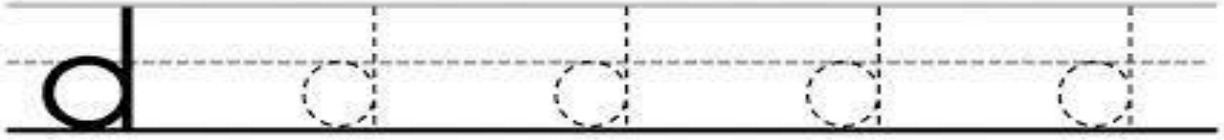
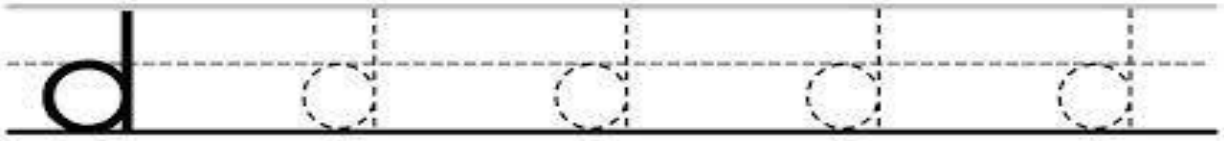
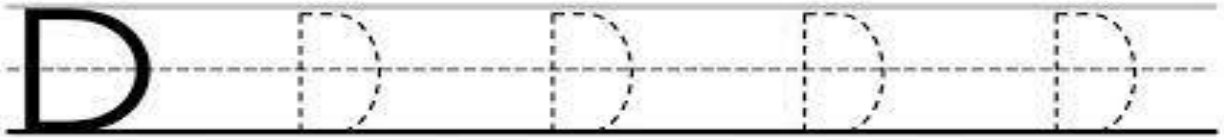
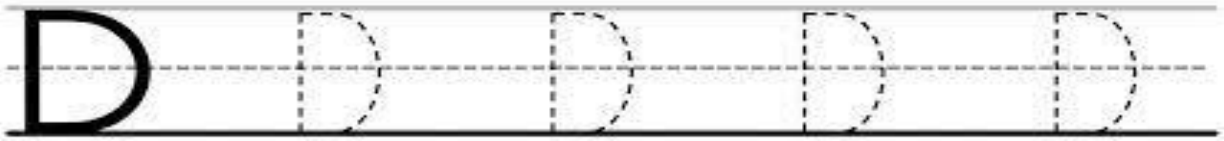
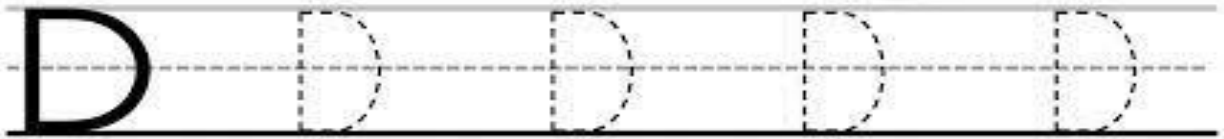
CLASS: - NURSERY



D.A.V. PUBLIC SCHOOL, PRATAP VIHAR, GHAZIABAD
CLASS: - NURSERY



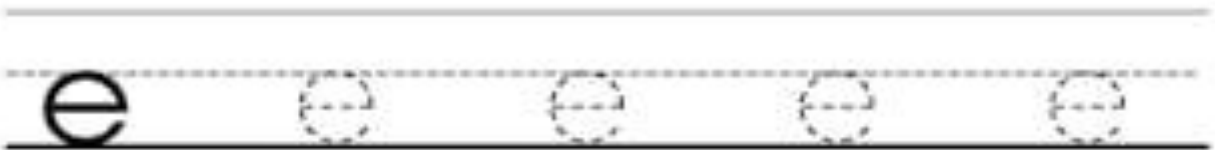
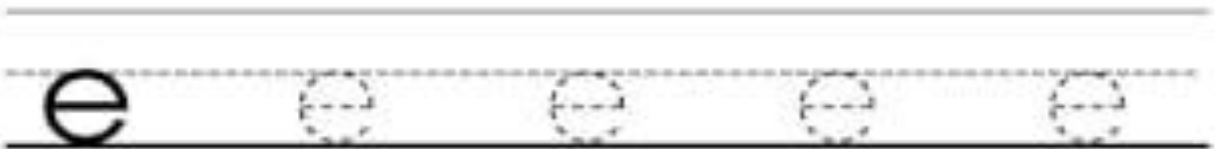
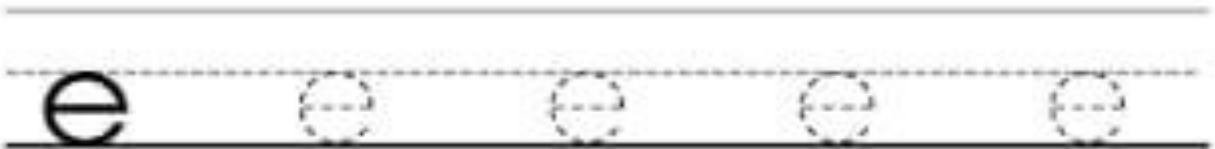


Dog



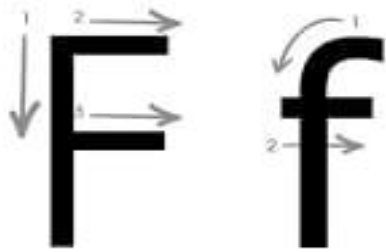
D.A.V. PUBLIC SCHOOL, PRATAP VIHAR, GHAZIABAD
CLASS: - NURSERY



Elephant



D.A.V. PUBLIC SCHOOL, PRATAP VIHAR, GHAZIABAD
CLASS: - NURSERY



Fish

